



GAZETTE

In This Issue:

Club Officers	2
President's Message	3
Vice President's Message	4
Tech Coordinator	5
Tech Session Photos	7
Rendezvous Photos	8
NAMGAR Photos	9
Miscellaneous Page	10
Calendar of Events	11
Other Events	12
MG Cheer Picnic	13
Rally in the Valley	14
Brit Fest	16
Regalia	17
Business Ads	18
Classified Ads	19
Membership Form	20

July Highlights

4 Jul 09 - Chetek Car Show, Chetek Wisconsin
Steve & Diane Rindt

11 Jul 09 - 3rd Annual MMGG Garden Party

Hosted by Simon & Lorna Bosworth and Jack & Kathryn Schneider
The Garden Party is coming up on Saturday, July 11th. The event will again start at Simon & Lorna's home, 3966 Pumice Lane, Eagan at 2pm, where there will be appetizers and wine to enjoy! We will socialize there until 3:30pm and then head off for Jack & Kathryn's garden, 8598 Brewster Avenue, Inver Grove Hts. (about a 20 minute drive). There will be directions available to get you to the Schneider's home where there will be a light meal provided, hope to see you there!

Cheers,
Kathryn Schneide

Grand Round Tour

25 Jul 09 - Grand Round Tour

We will be leaving the Square Peg at 10am on Saturday, July 25 for a tour of the Minneapolis park system. There is a lot to see and the ride takes about 2 hours.

Picnic at Dawn Williams house at 951 18 1/2 Avenue NE. Please bring a salad or desert, your own beverage and a chair. Brats and wine will be provided.

July Tech Session Wednesday 22 Jul 09

6:30 PM - 10 PM

"Oil Coolers - The Benefits Of"

275 Tiffany Drive, Hastings, MN

Dave Braun

Is an oil cooler right for your MGB? Not all 'Bs came with them, and on those cars that have them, the oil cooler just seems

to lurk in front of the radiator largely ignored! What are the purposes of an oil cooler, the types available and how do you maintain them? These and other aspects will be discussed. We may even fit one to a car.

Bring a dish to share for dinner, and something to grill if you like. We will have plates, utensils, pop and beer on hand.





Name	Address	E-mail Address
President Richard Wallrich	1860 Roselawn Ave W Falcon Hts MN 55113	chartbus@comcast.net 651-644-0154
Vice President Dawn Williams	951 18 1/2 Ave NE Minneapolis MN 55418	williamsd@emerge-mn.org 612-363-5990
Treasurer & Member Roster Diane Vinar	275 Tiffany Dr Hastings MN 55033	dmvinar@yahoo.com 763-438-6199
Secretary Elena Biessener	10793D Falling Water Ln Woodbury MN 55129	elen2b0916@comcast.net 651-337-0681
Newsletter Editor Ruth Marston	1920 Roselawn Ave W Falcon Hts MN 55113	remarston@comcast.net 651-641-1668
Newsletter Editor, Assistant Bob Anderson	1316 Martha St N Stillwater MN 55082	robtwander1@juno.com 651-439-6876
Regalia Coordinator Cindy O'Brien	5041 Beacon Hill Rd Minnetonka MN 55345	randycindyo@earthlink.net 952-936-9335
Webmaster Jon Masley	3947 Bailey Ridge Draw Woodbury MN 55125	jdmasley@yahoo.com 651-779-8605
Past President Alan Kelsey	15942 Harmony Way Ct Apple Valley MN 55124	alan@rarehome.com 952-891-3452
New Member Coordinator Bill McReaken	10905 27th Ave S Burnsville MN 55387	mgb1969@msn.com 952-890-0102
InterMarque Representative James Pennoyer	4209 Decatur Ave N New Hope MN 55428	mgadriven@yahoo.com
Tech Session Coordinator Dave Braun		dave@dbraun99.com 612-237-0904

The Minnesota MG Group was founded in 1987 and is dedicated to the preservation, restoration, maintenance and enjoyment of the MG cars. MG car ownership is not necessary to be a member of the Minnesota MG Group. Correspondence can be addressed to: Minnesota MG Group - 1860 Roselawn Avenue West, Falcon Heights MN 55113. Visit us on the web at WWW.MMGG.ORG

*The MMGG Gazette welcomes all articles, features and letters. Please submit as text in an E-mail, or attach a pdf if no editing will be required. All articles, features and letters will be subject to editing but all efforts will be made not to change the meaning of the submitted document. **Please submit articles for publication in the Gazette by the 15th of the month to minnesotamggroup@me.com.***



THE LEFT HAND THREAD

MMGG President, Richard Wallrich

The summer driving and show season is in full operating mode right now. It seems and rightfully so, that there is something going on every weekend. Don't forget the other "regular" car shows that are going on, such as North St. Paul, Anoka, Hastings and all of the other ones that are out there. If you know of an event coming up, PLEASE let Andy your esteemed assistant newsletter editor know about it right away. Send him a quick email so that he can post it for everyone.

Speaking of events, if you haven't registered for Rally in the Valley, do it NOW. You know that you're going, you don't want to miss out on the fun, but Diane and Steve can't get a good handle on their preparation if you don't get your registration in to them. Don't wait until the last minute, because you might be disappointed. Steve and Diane Rindt go through more preparation for Rally than any other event that I know of, so give them a hand by doing your registration now.

Speaking of events in general, I went to the "Back to the Fifties" at the Fairgrounds. I'm not a big street rod fan by any means. In fact, sometimes I find it sad that a great car has been ruined by replacing the leather interior with tuck and rolled seats or the classic lines have been chopped to within twelve inches of the driving surface. Thankfully, some people, but not many, choose to just restore their '55 Olds 88 or their Caddy. I saw one MG there, a TF and one Bug Eye Sprite. Lynn was there with her Metropolitan which is really an MG in Nash clothing. In fact, I saw the most perfect Metropolitan I've ever seen. It was red and white just like the Gazelle next to the most perfect red and white Isetta I've ever seen. Both cars would look great next to the Singer Gazelle.

The best car of all in my estimation however was the '39 Chevrolet of "Mr. Dwarf Car", Ernie Adams. Ernie has been scratch building cars for many years, but not full size. He says that they are dwarfs but not to any particular scale. He starts with 12 inch boat trailer tires because they can run




safely at high speeds and then builds a car around the tires. The cars are perfect in scale to the real full size car. The interior, dashboard, head and tail lights and all other parts of the car are to scale and hand built. He hand forms the chrome headlight bezels. If the window glass has a bend to it, he makes a metal form of the needed glass and then he goes to a junkyard and fits it to existing auto glass until he finds a piece with the correct curvature. Even the gauges and speedometer are reduced from the original. He uses a Toyota engine in them, because it will fit as close to scale as possible. He was telling me that it took him a year to build the hydraulics and top bows on the convertible top on his '51 Mercury. Take a moment to watch a you tube slide show of his cars. They are truly remarkable. The Youtube address is www.youtube.com/watch?v=VmPVKQeZSDc





FROM THE CORNER OF MADAM VICE

Dawn Williams



June was a good month for English cars on the road but for me it started the end of May with the ride to a winery in Siren, Minnesota. The ride was led by the Wallrichs and when we left the Square Peg that lovely Saturday morning I think there were 16 cars in the row. Some cars left the drive along the way and others joined us and when we arrived for a wine tasting in an outdoor setting there was a combination of old members (not judged by our age) and new members. The newest members Steve and Sue Greenway just bought and are thoroughly enjoying Ann Kleins car. After the wine tasting we ambled over to a restaurant on the lake for a great lunch with a great view. What a way to spend a lovely afternoon. I am sorry some of you missed it.

Rendezvous in Ashland, Wisconsin was a great time to be had by all who attended. The weather was good when we really needed it to be and the town really showed us some good hospitality with tours of the building murals, informational history about the town and the area at the visitor's center and pie throwing at local politicians during the car show. There were two driving tours offered and they were both well planned and enjoyed by all. Wayne Soderbeck and Jan led one that even included a walk in a park which everyone said was awesome. Tom and June Moerke led one to Bayfield for some great shopping and then off to Madeline Island on the ferry for lunch. The MG Girls were highlighted for the Friday evening entertainment with a video of "Dancing With Your Car". If you missed this, you missed a good time and a lot of laughs. The judges Elena Biessener, Tom Hazen and Simon Bosworth were a hoot in their comments and judging of the contestants. Let's see if we can get Bob Jensen, the video master, to play this at the Holiday Party so everyone can enjoy it. June Moerke put this together and was responsible for talking each of the dancers into making this silly and fun production.

There is something going on every weekend in July and you will definitely want to put everything on your calendar. The Chetek Car Show on July 4th is a great time to see cars of all types, not only English cars but also the 50's and 60's cars that we all remember from our earlier lives. A craft show is also scheduled for the same time and we have always enjoyed it. I think that's the highlight for

Rich Leslie and a reason that he and Deb always include that ride in their schedule.

The garden party at the Bosworth's and the Schneider's is on July 11. These two couples have lovely gardens to enjoy and have opened their homes for the past few years for this event. Read about the details in this Gazette which includes the directions and also what you can bring, but don't forget to come. You will want to go home and dig up your yard once you see these gardens.

The annual picnic at the Galberth's is on July 18. There is more information and directions in this Gazette about this event. The ride to their home in Lakeville is even a nice drive to make. This event will include folks from many clubs so you will see some old friends (not referencing our age) that don't attend all our MG events. This is a must event. Bring a dish to share. MG bucks will be there for everyone.

The last Saturday of July I am going to host the Grand Round Tour. This is a ride that includes many of the parks in Minneapolis which are on a tour marked by signs all through the area. It is a wonderful experience and every time I take this drive I learn something else about my city. If you are not aware of the Grand Round Tour in Minneapolis, come on and join us. We will be leaving the Square Peg at 10 a.m. and ending up at my house in Northeast Minneapolis for a picnic lunch. Look for a little box with more information in this Gazette. Please bring a salad or desert to share and your own beverage. I will provide brats and buns.

Have you signed up for Rally in the Valley yet? This is a great event and you will not want to miss it. Steve and Diane Rindt are wonderful hosts and always show us a great time. There is a registration form in the Gazette for you to send in. Make sure you put this on your calendar.

I know these are a lot of activities to schedule for July but you won't want to miss anything. Remember there are MG bucks for all the events so wear your nametag and bring your car, your spouse, (drive 2 cars), wear your regalia, everything is worth points.

Just a little highlight for those who have been asking and wondering about my 4 Russian grandchildren. I spent 5 days with all of them in California last week. Their English is improving a lot and they are still experiencing and enjoying new activities for the first time. They are growing a lot, I think the food we have is responsible for that. Maksim, the oldest, has grown 2 inches and gained 20 pounds in the past 3 months. Parents are still working hard and struggling to learn parenting skills but things are getting better and settling down. Thanks for your interest.

I look forward to seeing all of you at the events in July. Enjoy your summer. **Safety Fast**



FROM THE GARAGE

Dave Braun,
Tech Coordinator



August Tech Session Preview

August and **September** are open for Tech Sessions. Contact Dave Braun if you wish to see something demonstrated, or if you have an idea for a Tech 101 that you would like to share. Remember, it doesn't have to do with engines or gearboxes... it can be about interior, carpeting... any thing to make our MGs nicer and more user friendly.

Fuel

Your car won't run right if the fuel provided doesn't match the air volume needs of your engine. This month it is time for the 'fuel' portion of "Breathing, Fire, Fuel"- setting up the carburetors. We've already tested our compression, set our valve lash, replaced our spark plugs and wires, and set the points and timing on our 'not quite running right' LBC. Only now can we touch the carburetors... as important as they are, they always come last!

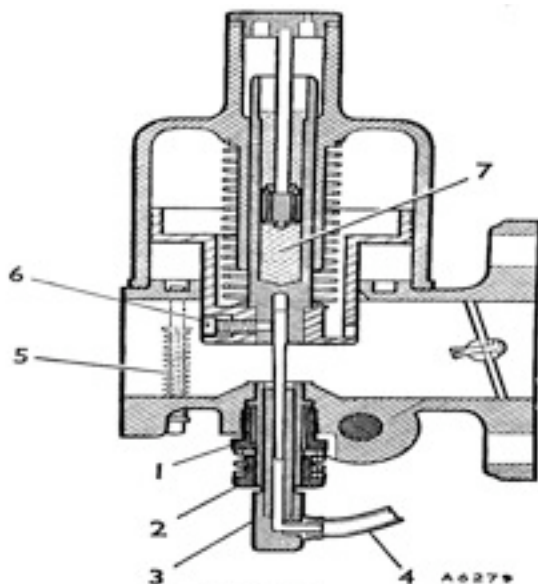


Fig. D.10
A sectional view of the HS4 carburettor

- | | |
|----------------------------------|---------------------------|
| 1. Jet locking nut. | 5. Piston lifting pin. |
| 2. Jet adjusting nut. | 6. Needle securing screw. |
| 3. Jet head. | 7. Oil damper reservoir. |
| 4. Feed tube from float-chamber. | |

Figure D.10 from the Factory Service Manual shows the main part of the carburetor is an orifice (the jet) that has a metering needle running in the center. The tapered needle moves up and down with a piston as the SU carburetor maintains a constant pressure in the throat of the carburetor. At the same time, it pulls up the liquid fuel sitting in the bridge of the carburetor (the place where the jet resides and the metering needle on the piston goes through) and vaporizes it to mix with the incoming air. If the gasoline is not completely vaporized, it will not burn in the engine. To control the extra fuel needed for acceleration, the piston has a dampener to delay the rise of the piston. Although the needle is in a leaner position during the need for acceleration, the momentary decrease in pressure caused by the greater airflow in the throat picks up additional fuel. Under normal conditions (not accelerating) the combustion gas (in a real sense, not the gasoline sense) is a mixture of air (oxygen and nitrogen) to fuel (gasoline) at a ratio of about 15 parts air to one part gasoline by mass. Setting the carbs is all about metering in the air and fuel in the proper mixtures for normal conditions.

When I first got my MG I was enthralled with the tiny SU carburetors so I bought the Haynes book. The basics treated there are pretty good and no matter which MG you have, if it has SUs as all earlier ones did from the factory (the Strombergs in the later cars are not covered here, differing mostly in having an internal diaphragm and there is a book for you as well) you can use the Haynes manual as a start. The MGB Factory Service Manual is also quite helpful.

Overhauling a set of carburetors is beyond the scope of this article, but there are a couple of checks to see if you need to do more than just adjust the airflow and the mixtures. First check for leaks at the throttle shafts by spraying starting fluid at the shafts. If they leak, the air drawn in there will bring in the starting fluid and the engine will momentarily speed up. If the throttle shafts are worn and leak, you can't really tune the carburetors. You may be able to get them to idle, but the leak will cause the carb to waste fuel throughout the running range. This is because you will end up with the jet too low to compensate for

the extra air at idle, and the extra air diminishes as compared to the airflow as the throttle plate opens. Even 'rebuilt' carbs can have leaky shafts, misaligned throttle discs or weak springs in the ineffective throttle disc overrun valves (which will act the same as leaky shafts) if they have not been properly bench tested, or run on a car to identify the problem. Another big clue to leaky shafts or throttle discs problems is the inability to idle at 500-600 RPM. The cure is to rebush, or ream and reshft the throttles, align the throttle discs, or solder shut the overrun valves.

Remove the factory or aftermarket air cleaners. Next, make sure the pistons aren't sticking. A quick test is to remove the dampeners (the plug and rod at the top of the chamber dome) and lift the piston by pressing the piston lifting pin. The piston should fall quickly and you should hear a click as it contacts the seat. This assures that the piston rod is not hanging up in the center of the suction chamber and the jet is centered.

Next check the float level. You can either set the float height as recommended for your carburetor, or remove the suction chambers and pistons (important- don't change their orientation or mix them up!) and look straight down at the bridge. Bring the jets up or down to the level of the fuel and measure the depth with the end of a dial caliper. If not about 0.16, adjust the floats. The fuel should be between 0.12 and 0.20 below the bridge but go for the middle and try to make them the same, regardless of how unevenly you may have to bend the float arms or shim the seats. Finally, turn the jet adjusting nut very rich, say two full turns down, or drop the jet down to 0.070 below the bridge. If you removed the suction chambers, carefully replace them just as they were removed.

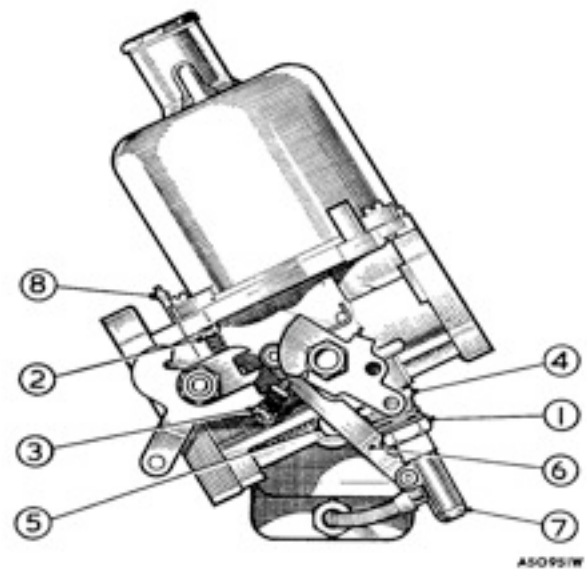


Fig. D.9
The HS4 carburetor

- | | |
|------------------------------|--------------------------------|
| 1. Jet adjusting nut. | 5. Float-chamber securing nut. |
| 2. Throttle stop screw. | 6. Jet link. |
| 3. Choke or fast-idle screw. | 7. Jet head. |
| 4. Jet locking nut. | 8. Vacuum ignition take-off. |

MGB. Issue 5. 69615

Now loosen the small nuts that are located at each accordion fitting on the shafts at the throttle and choke linkages so each carb acts independently. Turn the idle screws down slightly to give a faster than normal idle (1200 RPM) and start the car, letting it fully warm up. As it warms, you may need to lean the carburetors a bit by raising the jet (HS4) or turning the idle screw counter-clockwise (HIF, the later SUs with the integral float chamber). Using a Unisyn or other flow device (such as a simple rubber tube set into the carb throat the same distance on each carb and listening) set the flow rates evenly by adjusting the idle screws counter clockwise until you get an equal flow rate and the engine is idling at about 850 RPM.

With the jet heads fully up against the bottom of the carburetors, adjust the mixture nuts or up or down (HS4) or the mixture screws, clockwise for rich counter clockwise for lean (HIF) the same amount on each carb until the engine speeds up or slows down. Find the spot that the engine idles the fastest by counting the flats turned in either direction on an HS4 or monitoring the turns of the screw on the HIF. Make sure you make the same adjustment to each carburetor. If you need to,



reduce the idle equally on both carbs to stay under 900 RPM. Run the engine up to 2500 RPM for 30 seconds if you take more than 3 minutes a setting to clear the engine. Once fastest idle is achieved, use the lifting pin or slip a blade of a screwdriver under the piston and twist it a bit to lift the piston about 1/32 of an inch. If the idle increases and stays there, you are a bit rich. If it immediately decreases, you are lean, and if it speeds up initially and then settles back down, you have correctly adjusted your mixture.

Assure that your idle is still at 850 RPM and shut off your engine. Lock the throttle shaft nuts, making sure that you have a bit of a gap in the levers, and that both throttles open at exactly the same time when you move your cable. Look and see if you can fully open your throttle discs with your gas pedal, and adjust your cable if needed.

Test drive the car, and verify that you have an evenly pulling engine, with no flat spots. Adjust each carb slightly if needed. Also assure that the new mixture is not too lean for the timing you have by seeing if you can pull without pinging at 2000 RPM in top gear and heavy throttle. If you have more than a touch of pinging, retard your timing a bit and test again.

Once the carburetors are set you should never have to touch them again, with the exception that some cars react very well to a slightly richer mixture in the cool air of the spring and late fall. But for most of you, do all your engine adjustments from here on out with valve settings, points, plugs and timing, until it is time to overhaul your carburetors. And that could be years and years down the line.

Safety Fast!



June Tech Session - photos by Dave Braun
Note the absense of the stick in lower photo !



MMGG Technical Advisors

Dave Braun – Tech Coordinator

dave@dbraun99.com 612/237-0904

The following people have expressed a willingness to answer questions and offer advice about the topics below.

Take them up on their offer.

Bodywork – Open

Electrical - Jeff Schlemmer 612/804-5543

jeff@advanceddistributors.com

MGA - Brian McCullough 651/462-0145

brian@bmcautos.com

MGB - Randy Byboth 952/936-9335

randycindyo@earthlink.net

Midgets - Brian McCullough 651/462-0145

brian@bmcautos.com

Triple-M - Lew Palmer 651/436-7401

T-types - Bob Figenskau 952/935-7909



Rendezvous 2009 - A Superior Experience - Bayfield, WI II-14 June

Photos by Diane Rindt



Photos by Ken Merrill



Photo by Kim Kiser





NAMGAR - Key West FL - Last Sunset

NAMGAR by MMGG's Florida Correspondent - Paul & Susan Lyon

I'm still humming - "with the sun and the sand and a drink in my hand - no shirt - no shoes - no problems". OK, flash forward two months. The sun and summer temperatures have finally reached the upper midwest but our memories of the NAMGAR 'Last Sunset' event in Key West still seems like it was just last week. Susan and I have attended the NAMGAR Key West gathering in mid April and the drive from Minnesota to the Keys was well worth it. We met and made many new 'like minded' friends that love their cars and like to have a good time. George Merryweather and Fred Skomp did a great job in entertaining us with car shows, bocce ball, a poker run, the Key West rally, the Conch Republic parade and plenty of free time to run our cars up and down the Keys. What a hoot. Through the magic of photo shop I pulled together a panoramic picture of the Mallory Square car show. Also, I'm sending in a few Key West auto 'glamor shots' Susan and I took while cruising the keys to keep the memories alive. We had a great time and again, thanks to George, Fred and everyone else involved for hosting a great event.

Best wishes Paul and Susan Lyon



**THE MISCELLANEOUS PAGE - THINGS THAT JUST SLIPPED IN !**

**INTER-MARQUE
SUNDAY
PICNICS**



**JUNE 28
JULY 26
AUG. 31**
(the last Sunday of the month)

**1 P.M., CHEROKEE PARK
ON THE WEST SIDE IN ST. PAUL**

What better way to spend a Sunday afternoon than to go for a drive and stop for a picnic at scenic Cherokee Park. This is a do-it-yourself affair, so bring your own food, beverages, plates, silverware, lawn chairs, grills, and a dish to pass if you want. *If it rains, it's cancelled.*

Welcome New Members !

Jerry Martin
Kathy Anderson
974 Xene Lane N.
Plymouth, MN 55447

Leon Lundquist
5728 19th Ave S
Minneapolis, MN 55417

Nickolas Nyhus
Christine Nyhus
10789 Maple Blvd
Woodbury, MN 55129

Steve Greenway
Sue Greenway
8246 Oregon Road
Bloomington, MN 55438

Paul Peltier
Sandra Peltier
8391 Hefner Ave S
Cottage Grove, MN
55016

Ward Green
Sandra Swami
5950 Churchill St
Shoreview, MN 55126

**For Sale
1952 MG-TD**

A RARE OPPORTUNITY TO BUY AND DRIVE AN INSTANT TROPHY WINNER.

The unfortunate passing of Dean Baarda forces this sale --- \$27,900.

Driven less than 1000 miles since being professionally restored in 1999.

A restoration with no compromise in originality and careful attention to drivability. Finished in Cream with all new Green leather upholstery and top of the line tan stayfast weather equipment. Top quality chrome plating and easy highway touring with 4.3 to 1 differential gearing.

The car is located in Grinnell, Iowa. For more information and pictures - call Brent Baarda at 312-474-2432 or for more information on the restoration, call Bob Figenskau at 952-935-7909.

Flash!

Al Prechel of our esteemed group of MG enthusiasts has an MGA that he just finished restoring. He entered his car in the Antique Automobile Club of America (AACA) show at Mystic Lake Casino on Saturday June 6th. Al was able to take a first place junior with his freshly restored "A". And his Morgan won a AACA National First Prize, Junior level (the first step in the AACA process).

As you remember, this was the day that it finally rained in the Twin Cities along with temps in the low 50's.

Congratulations Al on a job well done. Al has become a familiar fixture to the parts counter at Quality Coaches over about the last two years. This is, to my knowledge, the first time that anyone has had a local MGA in formal AACA judging from this area in many years. Al deserves a lot of credit for the hard work and time that he has spent preparing his car.

Now if we can convince him to get it out more often so that we can all see it. Pres. R. Wallrich

Taillight Replacement Option.

Steve Kolseth (1979 MGB) has noticed that the MG tail lights are not very visible, and is addressing this problem with a possible solution - an LED taillight replacement set.

<http://www.youtube.com/watch?v=TsZS65-ROI8>

For information about the light and an introductory discount to all British Car Club Members - Call or e-mail for details.

<http://www.classicautoleds.com>.

or

Steve Kolseth - 541-619-8335

steve@classicautoleds.com



2009 Calendar of Events (Revised 30 Jun 09)

DATE	EVENTS	HOSTS or CONTACTS
Jul 4, Sat	Chetek Car Show	Steve & Diane Rindt
Jul 11, Sat	Garden Party	Bosworths & Schneiders
Jul 16-19	Road American, Elkhart Lake, WI	
Jul 18, Sat	Picnic - Lakeville - 1-6 p.m.	Phyllis & Keith Galberths RSVP to deegalberth@yahoo.com
Jul 22, Wed	Tech Session - Fitting an oil cooler	Dave Braun
Jul 25, Sat	Grand Round Tour - Sq Peg 10 a.m	Dawn Williams (Picnic @ Dawn's afterwards)
Aug TDB	Tech Session - Driving Tech	Brian McCullough
Aug 6-9	Rally in the Valley	Steve & Diane Rindt
Aug 15, Sat	Brit Fest @ Ellingson's	Jim & Cindy Pennoyer's
Sep 12, Sat	Wheels & Wings	D Braun, D Vinar & Tom & Barb Belongia
Sep 19, Sat	Drive to Arboretum	Bill & Lorna McReaken
Oct 3, Sat	Fish & Chips	Tom & Barb Belongia
Oct 17, Sat	Fall Colour Tour	Steve & Kim Rixen
Oct 24, Sat	Tech Session, Winterize your car	Keith Galberth & Jim Pennoyer
Oct 31, Sat	Halloween Party	Bob & Lorie Jensen
Nov TBD	Tech Session - Suspension safety, etc	Quality Coach - tentative
Nov 7, Sat	MMGG Annual Meeting	
Nov 14, Sat	MG Girls Craft Day	
Dec TBD	MMGG Christmas Event	Val Wallrich & Dawn Williams
Dec 31, Thu	New Years Eve Party	
Jan 16, 2010	Annual Holiday Party	Merrill's, Berguist's & Biessener's



Calendar of Events - Other Car Clubs

Saturday Morning British Breakfast at the Square Peg Diner

Open to all lovers of British cars. Proprietor Phil Vanner, British car owner, welcomes you. New expanded dining room too - from 8:30 a.m. to 11:00 a.m. (most people get there early). After breakfast we linger in the parking lot, weather permitting, to "show off" our cars at: **2021 East Hennepin Avenue, Minneapolis**

East Ender's Saturday Morning Breakfast

A group of MG'ers have started a semi-monthly East Enders Breakfast group. For those MG (and any other) enthusiasts that want breakfast a little later and not drive to Minneapolis. Join us on the 1st and 3rd Saturdays each month, 9 AM at: **Sail Away Café, 1321 St. Croix Trail, Afton, Mn. North of County Road 18 and St. Croix Trail.**

Saturday Morning - All Year Round - MG Girls

We meet the second Saturday of each month at the **Square Peg Diner.**

Date	Event	Host or Contact
Jul 13-17, 2009	NAMGAR GT-34	N. American MGA Register, Hot Springs, AR www.mgcars.org.uk/namgar/shtml/events.shtml
Jul 25, 2009	Aquantennial Classic Car Show 10 a.m. - 3 p.m. - Bobby & Steve's Auto World	35W & Washington Ave downtown Mpls 612 333 8900
Jul 26, 2009	InterMarque Picnic	Cherokee Park, St. Paul
Aug 8, 2009	New London to New Brighton Antique Car Run - Arrive 11 a.m. - leave by 1 p.m.	www.antiquecarrun.org - Bob 763 682 3772 Phil 320 286 5606
Aug 22, 2009	Amery Speed Run VI	Tom Hazen myliberty@comcast.net www.mmkg.org/scheduled_events.htm
Aug 30, 2009	InterMarque Picnic	Cherokee Park, St Paul



AN AFTERNOON OF MG CHEER

Date: Saturday July 18th
Time: 1:00p.m - 6:00p.m
Place: 19390 Judicial Road
Lakeville, Minnesota 55044
952-898-6914 or 952-217-6619 (cell)

Enjoy a summer afternoon gathering of MG Owners and their Little British Cars. Eat, drink and be merry as you share stories, visit with your MG friends and gaze at the MG's on the lawn.

For those of you who have been asking.....

Keith will be leading a tour to Hot Sam's Antiques which is a short scenic drive from our Lakeville Habitat. Once there you will find everything from the priceless to the tasteless. The journey down the driveway at Hot Sam's is worth the trip.

We will have appetizers, snacks, dessert, pop, water and some beer and wine. If you want – please bring **YOUR** favorite appetizer or dessert to share and a lawn chair.

If you plan to attend please R.S.V.P to Phyllis at deegalberth@yahoo.com

Directions to our Lakeville British Motorcar Habitat:

Exit 35 at 185th Street.

West about 1.25 miles to Judicial Road.

South on Judicial Road about .85 miles

19390 Judicial Road is on the East side of the road. Look for the British Flag

Cheers!

Drive Your MG Day with Dick Wallrich - 2 May 09



Photos by Paul Lyon



Rally in the Valley 2009

August 6th thru 9th (2009)

What is the definition of "Rally"?

(A gathering of people intended to arouse enthusiasm!)

"Rally in the Valley" is a European InterMarque sports car event.

Sponsored by: The Minnesota MG Group.

Hosted by: Steve and Diane Rindt

2009 Theme, "Those Were The Days"

All New Location:

The Eau Claire Travel and Business Center
Sleep Inn and Suites / 29 Pines
5872 33rd Ave - Eau Claire, WI 54703

Beautiful Wisconsin Roads for the scenic drives:

These Rallies are not for the serious rallier. They are fun with easy directions & questions, "spouse friendly"




Schedule:

- Thursday (6th)– Registration & Natter – N – Noggin.
- Friday (7th) – Magic Carpet Ride Rally.
- Friday Evening (7th) – Italian Banquet & Live music.
- Saturday (8th) - Country Tour, Car Show & Funkhanna.
- Saturday Evening (8th) - Awards Dinner/Ceremony.
- Sunday (9th)- Farewell breakfast.

For questions please contact Diane Rindt (715) 832-8316 or email drindt5953@hotmail.com

**Make your reservations at: Sleep Inn & Suites Conference Center / (715) 874-2900.
Ask for the "Rally in the Valley 2009" special rate. (\$79.99 a night for 2 Queen or 1 King)**



Rally in the Valley 2009

August 6th, 7th and 8th at Sleep Inn & Suites - Eau Claire, WI

Name:			
Address:			
Email:			
Vehicle/s to Register:	Year:	Make:	Model:
	Year:	Make:	Model:
Friday & Saturday Breakfast Buffet: (Cost includes BOTH days.) Cost includes tip and tax.			
Adult (\$15.00) x Qty		= Total	
Friday Lunch: (Magic Carpet Ride Rally) Cost includes tip and tax.			
Adult (\$11.00) x Qty		= Total	
Friday Night: (Italian Banquet) Cost includes tip and tax.			
Adult (\$18.00) x Qty		= Total	
Saturday Night: ("Those Were The Days" Awards Banquet) Cost includes tip and tax.			
Adult (\$26.00) x Qty		= Total	
Rally in the Valley T-Shirts: ("Those Were The Days")		(Circle Size)	
Men's (\$15.00) x Qty	= Total	Size: S, M, L, XL, (2XL add \$2.00)	
Rally in the Valley T-Shirts: ("Those Were The Days")		(Circle Size)	
Women's (\$15.00) x Qty	= Total	Size: S, M, L, XL, (2XL add \$2.00)	
Rally in the Valley Registration Fee:			
(Before June 30, 2009) \$40.00 per / couple Total			
(After June 30 th) \$45.00 per / couple Total			
EVENT TOTAL			
Make Check Payable to Diane Rindt.			
Send check & Registration Form to:			
Rally in the Valley - 4271 North Shore Drive, Eau Claire, WI 54703			
(Register Before June 30, 2009) Confirmation of registration will be through your email address only.			
No refunds after July 12, 2009.			

Rally in the Valley 2009 – August 6th thru 9th – Eau Claire, Wisconsin

Make your reservations at: Sleep Inn & Suites Conference Center / (715) 874-2900.
5872 33rd Ave - Eau Claire, WI 54703

Ask for "Rally in the Valley 2009" special rate. (\$79.99 a night for 2 Queen or 1 King)

For questions, contact Diane Rindt at (715-832-8316) or drindt5953@hotmail.com



Car show and Swap meet

August 15th 2009

The Minnesota MG Group presents:
The annual Brit Feszt
All British Car, Bike Show & Swap-meet at Ellingson's Car Museum 20950 Rogers Dr. Rogers MN 55374

9:00am to 1:00pm
Peoples choice balloting from 9:00 to 12:00.
Trophies at 1:00



The Car show is
Free to the Public
Tour the museum for \$5.00



Show your vehicle for \$5

Swap meet spaces

\$10 per space

Please no FOR SALE signs on any vehicles.

The areas largest
All British Car & Bike Show and swap meet! Now in our 12th year!



Ellingson's Car Museum
20950 Rogers Dr.
Rogers, MN 55374-9191
Corner of Hwy 101 and I-94 in Rogers
Contact: Minnesota MG Group,
Jim Pennoyer (763)536-5472





MINNESOTA MG REGALIA

Shirts in **various styles** and **colors** with custom-embroidered Minnesota MG Logos are now available for ordering. Items can be picked up at the next Event or shipped directly to the address you specify. A Shipping & Handling fee of \$5.00 will be added.

Add an additional fee of \$3.00 if you want your name stitched on your purchase.

To place orders contact: Cindy O'Brien randycindyo@earthlink.net



MG Girl Tank Top
\$12.50 each



MG Girl Patches
\$7.00 each



MMGG Tank Tops
\$12.50 each



MMGG Sweatshirts
\$27.00 each



MMGG POLO SHIRTS
\$24.00 each



MMGG Denim Shirts (Short and Long Sleeve)
\$30.00 each



\$35.00 each



Short Sleeve T-Shirts
\$15.00 each



MG Patches
\$7.00 each

There are many more options of clothing not shown here when ordering MMGG Regalia. Ask Cindy if you want to see the various styles of:

Jackets (Summer/Fall and Winter) - Hats (Base Ball, Stocking Caps, Visors) - T-Shirts Short/Long Sleeve, Tank Tops - Denim, Polo, Dress Shirts - Sweat Shirts Plain/Hooded, Pullover/Zipper



Business Ads



Jeff Schlemmer
jeff@advanceddistributors.com

Rebuild and Recurve Specialists

612-804-5543
1149 Quincy Street
Shakopee, MN 55379
www.advanceddistributors.com



MIDWEST MOTOR SPORTS, INC.

728 8th Avenue South
Sauk Rapids, MN 56379
(320) 251-0676
SPORTS CAR SPECIALISTS
www.sportscarguys.com



6810 225th Ave NE, Stacy, MN 55079

- Full Restorations, Drivers to Concourse
- Repair and Maintenance
- Vehicle Alterations and Upgrades
- Motor and Driveline Conversions
- Online Conversion Store

Proprietor: Brian McCullough
651-462-0145 Brian@BMCAutos.com

Quality Coaches, Inc.
20 West 38th St. (38th & Nicollet)
Minneapolis, MN. 55409
Ph. 612-824-4155, Fax 612-824-4460 Email:
ValW@quality-coaches.com

MOSS Distributor
STOCKING PARTS TO KEEP YOUR MG-TRIUMPH-
AUSTIN HEALY RUNNING.
**30 YEARS SERVICE FOR BRITISH CARS,
FOREIGN & DOMESTIC REPAIR.**




Eau Claire British Car
Quality service and restoration
715-456-1174
www.eauclairebritishcar.com
British and Foreign Classic Cars
Steve Rindt
4271 North Shore Drive, Eau Claire WI 54703



Jeffrey
BODY SHOP

COLORMAN / BRITISH AUTO
4108 20th Ave South Mpls, MN.55407
JeffJamesPaint@yahoo.com 612-724-5267

CARS WANTED

Very Serious Buyer for: Jaguar, XK-XKE, MG-"T" series, MGA
Triumph, TR-2-3-4-250, Mercedes 190-220-230-250-280 SL
All open cars Porsche 356-911-914, Austin Healey, Riley, Alfa-Romeo,
Singer, 1964-1967 Ford Mustang, Model T, A

Entire Collections Possible
ANY CONDITION-ANY LOCATION
Generous Finder's Fee. WILL PAY THE MOST !

1930's-1960's - Buying Restored Gas Pumps
Also other interesting cars - European and American made

STEVE'S BRITISH CONNECTION USA
(630) 553-9023 email sbcinc@aol.com



For Sale or Wanted & Miscellaneous

Minnesota MG Group members' ads will run free for three months, unless you tell the editor to drop them earlier or run them longer. The month/year the ad was placed is in italics below the ad. Commercial Ads as follows: Business Card—\$10.00/issue; 1/4 page—\$20.00/issue; 1/2 page—\$30.00/issue; full page—N/A. All commercial ads must run a minimum of 6 months and must be paid in advance. Send to Ruth Marston, 1920 Roselawn Ave W, Falcon Heights, MN 55113 or remarston@comcast.net. Make checks payable to the MMGG. If you are a member, please indicate this when placing the ad or notice and provide a full name so information can be verified.

For Sale: Car Trailer for MG - 12' x 5-1/2' bed, 14" tires, fenders & wheels outside, 3' hitch, elec brakes (952) 894-7767 \$900 - Al Burns

For Sale: 1977 MGB Roadster - 51,773 actual miles-manual and full history - \$4,300.00-call Bill McReaken (952) 890-0102 (Jun 09)

For Sale: MGBGT Driver's side quarter panel, NOS. Call Todd Wyatt (320) 980-2010 (*Mar 09*)

For Sale: 1969 MGB GT - complete driveline for sale. Coming from a partial restoration and V6 driveline conversion. Nice running engine, good set of HS4 carbs, completely restored MGB Overdrive. The system as is will come with the carbs, starter, alternator, motor, distributor, Overdrive gearbox and driveshaft - will consider splitting. Maintenance records available. Installation into your MGB available if desired. Also available is an MGB 3 main short block that was partially rebuilt and stored a number of years ago. Please email: brian@bmcautos.com or telephone 651.462.0145. (March 09)

For Sale: 2002 MINI Cooper - 43,800 miles Red with Black roof and slate black interior. Every option, including Navigation system, leather interior, cold weather package (heated washer fluid, heated seats, heated mirrors), sunroof, stability control, 16" wheels, fog lights, xenon headlights, sport suspension, aero package ground effects. Has extra bumper set front and rear, fitted MINI car cover & much more. Always stored in winter in heated garage. New tires. Always properly maintained. If you're thinking of getting a MINI-this is the car to buy - \$12,000.00 firm. Contact Dick Wallrich for info on add'l options. 651-644-0154. (May 09)

New and Refurbished MGB Parts For Sale:

MGB Windshield - MGB Roadster windshield with new chrome plating on the frame, new Moss Triplex tinted glass and new seals. All assembled - \$950.00

MGB Windshield - MGB Roadster windshield with refurbished frame with new Moss tinted glass and new seals. All assembled - \$480.00

MGB Windshield Frame - MGB Roadster windshield frame-refurbished and assembled to confirm proper fit - \$210.00

MG Midget Windshield Frame - MG Midget windshield frame with **New Chrome Plating** and new post retainers - \$550.00

MGB-GT Windshield Wiper Arms - Black - \$ 20.00 ea.

MGB Wood Veneer Trim Set - center console and glove box door - MGB '72-'76 - Cherry or Walnut Wood - \$110.00, Ash or Oak Wood \$95.00

MGB Seat Set - Professionally installed new custom upholstery over refurbished frames, new foam and new seat webbing - plus new Teardrop style head rests. Black with Red piping. Complete and ready for installation - \$1125.00

MGB Seat Set - Professionally installed upholstery over refurbished frames and new foam and seat webbing. With "D" style head rests. Complete and ready for installation. Autumn Leaf color vinyl - \$685.00

MGB Dash - Refurbished dash for '72-'76 MGB. New total dash face installed over a completely refurbished dash base. Ready to install - \$445.00

MG 14" Wheels - Original Rostyle MG wheels. Refurbished and restored to original color and then clear coated. Set of 5 - \$400.00

MGB Rear Bumper - New rear bumper, '70-'74 MGB style, complete with all new brackets and new over riders/bumper guards - \$200.00

MGB Brake Pipe Set - New copper-nickel set for '68- early '74 MGB - \$ 65.00

Engine Hoist - 2 ton folding engine hoist - including an engine leveler - \$ 95.00

Please Contact Roger Olson at 763-420-8159 or cell 612-963-1127 - www.rljolson@embarqmail.com.

Quality Coaches, Inc.

Call Mark @ Quality Coach Inc. on his cell phone at 612-306-0044

1960 Austin Healey 3000 MK I BT7. Red with black interior, chrome wire wheels, tonneau, older soft top. Has overdrive. \$20,000 invested in recent restoration, selling for only \$30,000

1962 Midget, MK I Green. Mag wheels with a 1275 engine, 5 speed trans. This is a distressed sale. \$5,500

1979 MGB White with wire wheels. Needs a new owner soon. \$4,895

1979 MGB Orange with black interior. Rose style wheels. 85k miles. \$5,500 OBO

MMGG will not sell your information or share it with third parties for marketing or other purposes.

The MMGG *Gazette* welcomes all articles, features and letters. Please submit as text documents. All articles, features and letters will be subject to editing but all efforts will be made not to change the meaning of the submitted document. Please submit articles for publication in the *Gazette* by the 15th of the month to minnesotamggroup@me.com or remarston@comcast.net



Minnesota MG Group Membership Form

The Minnesota MG Group was founded in 1987 and is dedicated to the preservation, restoration, maintenance and enjoyment of all MG cars. MG car ownership is not necessary to be a member of the Minnesota MG Group.

Membership is \$35.00 with a \$5.00 discount if paid before the spring Kick Off Brunch - March 28, 2009. The membership year runs from January 1st to December 31st. New members joining after August 31st of any given year shall be granted membership for the remainder of that year and the next year as well.

Use this form to join, renew or change your membership. Please complete this form and include a check for \$35 (or \$30 if paying before mid-March).

MMGG will not sell your information or share it with third parties for marketing or other purposes.

Mail to: Minnesota MG Group c/o Diane Vinar, 275 Tiffany Drive, Hastings, MN 55033 dmvinar@yahoo.com

New Renewal Changes (Circle one)

Name _____ Spouse/partner/significant other _____

Street Address _____ City, State, & Zip _____

Telephone w/area code (_____) _____ - _____ Email Address _____

MG's Owned _____

Minnesota MG Group
c/o Diane Vinar
275 Tiffany Drive
Hastings, MN 55033

